

Mitsubishi TFW2000EM-E

Engine-driven unit for trailers and semi-trailers, an upgrade of the previous model TFW2000DM-E. The new model has been upgraded with a new control system and a Stage V diesel engine with the latest exhaust treatment to meet Europe's emission standards. It is a highly reliable model with excellent cooling capacity and operational dependability.

Product data

Engine-driven unit for trailers and semi-trailers, an upgrade of the previous model TFW2000DM-E. The new model has been upgraded with a new control system and a Stage V diesel engine with the latest exhaust treatment to meet Europe's emission standards. It is a highly reliable model with excellent cooling capacity and operational dependability.



Advantages



High cooling capacity



Electronic expansion valve



2 or 3 temperature zones



High air circulation capacity



Reliable

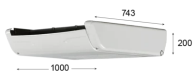
Measurements




Condenser




Evaporator S Weight
25 Kg



Evaporator M
Weight 31 Kg



Evaporator MW
Weight 37 Kg



Evaporator L Weight
50 Kg

Technical specification

Cooling capacity at 0°C	18500 Watt
Cooling capacity at -20°C	9500 Watt
Weight	895 kg
Airflow rate	5880 m3/h
Dieselmotor	Yanmar
Compressor	CR2453LVR
Heating capacity	8000 Watt

Different combinations

There are 4 different evaporators. All evaporators have electronic expansion valves, providing precise temperature control.

